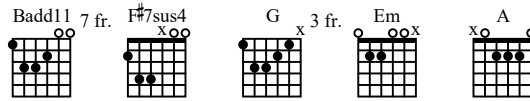


# SOMA

As recorded by Smashing Pumpkins

(From the 1993 Album SIAMESE DREAM)



## A Intro

See Performance Notes

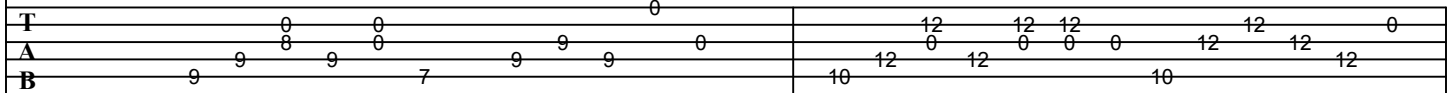
Slowly ♩ = 64  
B

E5


G



Gtr I *p* (clean w/ chorus)  
let ring



Gtr II *p* (clean w/ chorus)  
let ring




B

E5


G



let ring



let ring



B E5 G

5

let ring

T 0 0 0 0 3 3 3 0

A 9 9 8 9 9 9 0 4 0 5 0 4 5 5 0

B 9 9 9 7 9 9 9 5 4 5 5 4 5 5 0

H H

let ring

T 0 0 0 0 (9)

A 9 9 8 9 9 9 9 3 5 5 5 4 5 5 5

B 9 9 9 7 9 9 9 sl. 3 5 5 5 4 5 5 5

B E5 G

7

let ring

T 0 0 0 0 12 12 12 0 12 12 12 0

A 9 9 8 9 9 9 9 10 12 12 0 0 12 12 12 0

B 9 9 9 7 9 9 9 10 12 12 10 12

let ring

T 0 7 7 0 0 0

A 9 9 8 9 9 9 9 3 5 5 5 4 5 5 0 0 0

B 9 9 9 7 9 9 9 3 5 5 5 4 5 5 0 (5)

9

B E5 G

*mf* *let ring*

T  
A  
B

H

11

B E5 G G

*let ring*

T  
A  
B

H

12

1. 2.

*let ring*

T  
A  
B

H

13

B E5 G B E5 G

*let ring*

T  
A  
B

H

14

B E5 G B E5 G

*let ring*

T  
A  
B

H

**[B] Verse**

14

B E5 G B E5 G

Gtr I *p*

T  
A  
B

H

18

B E5 G

T  
A  
B

sl.

20

B E5 G

Gtr I

Gtr II *p*  
let ring

T  
A  
B

sl.

**C** Chorus

22

B E5 G

*mf*

let ring

H

*p*  
let ring

T  
A  
B

3x

24

B E5 G

let ring-----|

H

let ring-----|

T  
A  
B

T  
A  
B

**D** Verse

26

B E5 G B E5 G

Gtr I *p*

T  
A  
B

T  
A  
B

30

B E5 G

Gtr I

Gtr II *p*

let ring-----|

sl.

T  
A  
B

T  
A  
B

B E5 G

32

T  
A  
B

let ring

T  
A  
B

sl.

**E Chorus**  
(acoustic) Badd11  
Gtr III *mp*

E5 G

34

Gtr I *mf*

T  
A  
B

Gtr II

T  
A  
B

Gtr VI *mf* (piano arranged for gtr.) *ff*

T  
A  
B

36

Badd11

**T** 8 8 8 8 8 8 8 8 12 0 0 12 0 12 0 12 12 0 0

**A** 9 9 9 9 9 9 9 9 13 13 13 13 13 13 13 13 13 0 0

**B** 7 7 7 7 7 7 7 7 10 10 10 10 10 10 10 10 10 0 0

**T** 8 8 8 8 8 8 8 4 3 3 3 4 4 4 4 3

**A** 9 9 9 9 9 9 9 5 5 5 5 5 5 5 5 5

**B** 7 7 7 7 7 7 7 3 3 3 3 3 3 3 3 3

**T** 12 12 12 12 15 15

**A** 13 12 12 12 15 15

**B** 13 12 12 12 12 12

*mf* *ff*

Badd11

38

**System 1:**

T: 8 8 8 8 8 8 8 8 8 8 12 12 12 12 12 12 12 12 0 0

A: 8 8 8 8 8 8 8 8 8 8 12 12 12 12 12 12 12 12 0 0

B: 7 7 7 7 7 7 7 7 7 7 10 10 10 10 10 10 10 10 0 0

**System 2:**

T: 8 8 8 8 8 8 8 8 8 8 4 4 4 4 4 4 4 4 0 0

A: 8 8 8 8 8 8 8 8 8 8 4 4 4 4 4 4 4 4 0 0

B: 7 7 7 7 7 7 7 7 7 7 3 3 3 3 3 3 3 3 0 0

**System 3:**

*mf* 12 12 12 *ff* 12 15 15 15 15

T: 14 12 12 12 12 15 15 15 15

A: 13

B:

Badd11

40

T  
A  
B

41

T  
A  
B

42

T  
A  
B

43

T  
A  
B

44

T  
A  
B

**[F] Bridge**

F#7sus4

B

42

Gtrs I, II *p*

let ring-----

T  
A  
B

Gtr III *mf*

let ring-----

T  
A  
B

sl. sl.

sl. sl.

44

F#7sus4 B

let ring-----

sl. sl.

let ring-----

sl. sl.

\*See Performance Notes

Gtr I, II, III *pp* G Em

Gtr VI *mf*

Gtr IV *mf* (w/ slight dist. and E-Bow)

Gtr V *p* (w/ slight dist. and E-Bow)

15 15 15 17 17 19 15 17 15 17 15

9 (9) 7 9 7 5 7 (7) 9 (9) 5 (5) 7 4

P H P P H sl. sl. H P H

12 (12) 14 (14) (14) 18 (18) 14 (14) 16

H sl. sl. H

48

G A

T 17 19 17 17 17 15 17 19 15 14 14 15

A

B

T

A 5 (5) 4 0 2 (2) 12 (12) 11 12 11 (11) 14 14 (14) 16 (16) 12

B P P H sl. P H P H sl. sl. sl.

T

A 12 11 12 11 (11) 12 11

B sl. P

50

F#7sus4

Gtr III

Gtr I

T

A

B

Gtrs IV, V

sl.

Gtr II *mf*  
let ring

**G Verse**

52

A5 C G5 F5

Gtr IV *f* (2 gtrs. w/ heavy dist. and no E-bow)

T	A	B
•	2 2 0 2 2 0 2 2 0	0 0 0 0 3 3 3 3 0 0
•	2 2 0 2 2 0 2 2 0	0 0 0 0 3 3 3 3 4 4 4 4 4 4 4 0 0 •

## **H Chorus**

**I** Guitar Solo

56

B5 E5 G5 D/F#

Gtr V *fff*

gradual bend

\*picks scrapes and harmonic fdbk

Full

Full

Full

Full

rakes

slsl. sl. sl. sl. sl. sl. (8va)

Gtr IV *mf*

T A B

9 9 0 0 2 2 2 0 0 0 5 5 5 5 5 5 5 5 0 5 (5) (2)

7 7 0 0 0 0 0 0 0 3 3 3 3 3 3 3 3 3 2

sl.

58

B5 E5 G5 D/F#

hold bend

gradual release

\*harmonic fdbk (fret 13, G str.) 1/2

Full

Full

Full

\* (8va)

sl. P H P H H P H

T A B

9 9 0 0 2 2 2 0 0 0 5 5 5 5 5 5 5 5 0 5 (5) (2)

7 7 0 0 0 0 0 0 0 3 3 3 3 3 3 3 3 3 2

sl.

60

B5 E5 G5 D/F#

gradual bend 1/2 Full

\*f/bk A.H. **fff**

1/2

T (15) 15 (15) (15) 15 12 15 12 15 12 14 (14) 12 14 12 14 12 14 12 10 12 10 12 14

A

B

G (8va) H P H P H P P H P P sl. H sl.

T

A

B

9 9 0 0 2 2 2 0 0 5 5 5 5 5 5 5 5 0 5 (5)

7 7 0 0 0 0 0 0 0 3 3 3 3 3 3 3 3 2 (2)

sl.

62

B5 E5 G5 D/F#

gradual bend Full Full

(\*catch 3rd string w/ bended note, release both grad.) **tr**

Full Full

Full

T (14) 14 (14) (14) 12 12 (15) (12) (15) 12 15 14 (14) 12 14 (14) 12 12 14 12 14 12 14 10 (10) 14 12 14

A

B

P P H P H P P sl. sl. P H rake

T

A

B

9 9 0 0 2 2 2 0 0 5 5 5 5 5 5 5 5 0 5 (5)

7 7 0 0 0 0 0 0 0 3 3 3 3 3 3 3 3 2 (2)

sl.

64

B5 E5 G5 D/F#

Full Full 3/4 very gradual bend 2 A.H. 1/2

\*harmonic fdbk

\*G (8va) sl.

T A B

7 9 0 0 2 2 2 0 0 5 5 5 5 5 5 5 5 5 0 2 (5) (2)

sl.

66

B5 E5 G5 D/F#

hold bend, gradual release Full gradual bend Full Full

(22) (22) (22) 22 14 (14) (14) 12 14 12 0 0 12

15 0 sl. p

T A B

7 9 0 0 2 2 2 0 0 5 5 5 5 5 5 5 5 5 0 2 (5) (2)

sl.

## **J Interlude**

72

E5 G5 D5 C5

A.H.

T

A

B

B  
(*δva*)

72

E5 G5 D5 C5

A.H.

T

A

B

B  
(*δva*)

73

E5 G5 D5 C5

(downstem notes: overdubbed gtr.)

(legato slide 5th string to 6th fret)

T

A

B

T

A

B

76

E5 G5 D5 C5

(downstem notes: overdubbed gtr.)

(legato slide 5th string to 6th fret)

T

A

B

T

A

B

**K** Chorus

76

B5 E5 G5 D/F#

1., 2., 3.

Gtr V *\*all w/ fdbk (8va), all legato*

A.H. *(\*w/ other feedback on 3rd time, (pitch: G))*

T A B

6 (6) 9 (9) 7 (7) 12 (12) 10 (10) 9 (9) 7 (7) 5 (5) 6

E7 sl. sl. sl. sl. sl. sl. sl. sl.

Gtr IV

T A B

9 9 0 0 2 2 2 0 0 5 5 5 5 5 5 5 5 5 0 2 (5) (2)

7 7 0 0 0 0 0 0 0 5 5 5 5 5 5 5 5 5 0 2 (5) (2)

sl.

78

G5

4.

Gtr V *\*fdbk (fret 10 on A string)*

A.H. *gradual bend, gradual release*

T A B

12 12 (12) (12) (12) (12)

G (8va)

Gtr IV *mf \*fdbk (fret 10 on A string) \*fdbk (as before)*

A.H. *Full*

T A B

12 12 (12)

G (32ma) (8va)

Gtr I *mf (actually distorted rhythm guitar)*

T A B

5 (5) (5) (5)

3 (3) (3) (3)

## **L** Outro

[illegible][illegible][illegible]

B E5 G

86

let ring

T

A

B

0 8 9 8 7 9 9 9 7 9 9 9 4 5 5 5 3

88

B

*"And you need to resist the devil, so that he will flee..."*

T

A

B

89

*"And you need to resist the devil, so that he will flee..."*